

Industry Cluster Identification

for Greene County, IL

Emsi Q1 2021 Data Set

January 2021

University of Illinois Extension

Illinois

Parameters

Regions:


Code	Description
17061	Greene County, IL

Datarun: 2021.1 – QCEW Employees, Non-QCEW Employees, and Self-Employed

Executive Summary

- Your highest ranked cluster is **Local Financial Services**, with a score of 81 (out of 100) points.
- Your average cluster score is 28 (out of 100) points. This is *not* a benchmark against other regions; it only compares the relative performance of your clusters to each other. Clusters ranked higher than 28 are above average for your region, while clusters ranked lower than 28 are below average.
- **Top clusters** must have a score of at least 44, while **bottom clusters** must have a score of 12 or less. These thresholds are determined by applying the average deviation (plus or minus 16) to the average cluster score 28.

■ 3 Top Clusters ■ 12 Average Clusters ■ 4 Bottom Clusters



Cluster Rankings

Local Financial Services

81

You have 2 industries in this cluster:

NAICS	Industry	Jobs	Score
522110	Commercial Banking	188	85
524210	Insurance Agencies and Brokerages	13	22

Agricultural Inputs and Services

76

You have 3 industries in this cluster:

NAICS	Industry	Jobs	Score
111000	Crop Production	74	49
112000	Animal Production	128	100
115115	Farm Labor Contractors and Crew Leaders	17	15

Distribution and Electronic Commerce

54

You have 3 industries in this cluster:

NAICS	Industry	Jobs	Score
423820	Farm and Garden Machinery and Equipment Merchant Wholesalers	47	43
424720	Petroleum and Petroleum Products Merchant Wholesalers (except Bulk Stations and Terminals)	29	69
424910	Farm Supplies Merchant Wholesalers	66	54

Local Health Services

44

You have 4 industries in this cluster:

NAICS	Industry	Jobs	Score
446110	Pharmacies and Drug Stores	35	20
621210	Offices of Dentists	28	21
622310	Specialty (except Psychiatric and Substance Abuse) Hospitals	202	66
623110	Nursing Care Facilities (Skilled Nursing Facilities)	76	7

Local Education and Training

38

You have 1 industry in this cluster:

NAICS	Industry	Jobs	Score
903611	Elementary and Secondary Schools (Local Government)	339	38

Local Household Goods and Services

25

You have 1 industry in this cluster:

NAICS	Industry	Jobs	Score
561730	Landscaping Services	59	25

Local Government Services

25

You have 1 industry in this cluster:

NAICS	Industry	Jobs	Score
903999	Local Government, Excluding Education and Hospitals	272	25

Transportation and Logistics

24

You have 1 industry in this cluster:

NAICS	Industry	Jobs	Score
484121	General Freight Trucking, Long-Distance, Truckload	11	24

Food Processing and Manufacturing

23

You have 1 industry in this cluster:

NAICS	Industry	Jobs	Score
424510	Grain and Field Bean Merchant Wholesalers	19	23

Federal Government Services

21

You have 3 industries in this cluster:

NAICS	Industry	Jobs	Score
901149	US Postal Service	40	26
901199	Federal Government, Civilian, Excluding Postal Service	11	23
901200	Federal Government, Military	26	13

Local Real Estate, Construction, and Development

19

You have 5 industries in this cluster:

NAICS	Industry	Jobs	Score
236118	Residential Remodelers	29	20
236220	Commercial and Institutional Building Construction	22	23

238350	Finish Carpentry Contractors	12	17
238910	Site Preparation Contractors	12	16
444190	Other Building Material Dealers	20	19

Local Commercial Services

19

You have 2 industries in this cluster:

NAICS	Industry	Jobs	Score
541110	Offices of Lawyers	12	27
561720	Janitorial Services	13	12

Local Retailing of Clothing and General Merchandise

17

You have 1 industry in this cluster:

NAICS	Industry	Jobs	Score
452319	All Other General Merchandise Stores	29	17

Local Motor Vehicle Products and Services

17

You have 4 industries in this cluster:

NAICS	Industry	Jobs	Score
441110	New Car Dealers	11	38
441310	Automotive Parts and Accessories Stores	16	27
447110	Gasoline Stations with Convenience Stores	86	10
811121	Automotive Body, Paint, and Interior Repair and Maintenance	24	25

Local Logistical Services

14

You have 1 industry in this cluster:

NAICS	Industry	Jobs	Score
484220	Specialized Freight (except Used Goods) Trucking, Local	14	14

Local Hospitality Establishments

11

You have 3 industries in this cluster:

NAICS	Industry	Jobs	Score
722410	Drinking Places (Alcoholic Beverages)	18	7
722511	Full-Service Restaurants	88	17
722513	Limited-Service Restaurants	92	6

Local Personal Services (Non-Medical)

11

You have 1 industry in this cluster:

NAICS	Industry	Jobs	Score
624410	Child Day Care Services	28	11

Local Community and Civic Organizations

10

You have 1 industry in this cluster:

NAICS	Industry	Jobs	Score
813110	Religious Organizations	70	10
























Local Food and Beverage Processing and Distribution


























1

You have 1 industry in this cluster:

NAICS	Industry	Jobs	Score
445110	Supermarkets and Other Grocery (except Convenience) Stores	109	1

Clusters That Don't Appear in Your Region

-  Tobacco
-  Textile Manufacturing
-  Recreational and Small Electric Goods
-  Performing Arts
-  Production Technology and Heavy Machinery
-  Automotive
-  Plastics
-  Paper and Packaging
-  Oil and Gas Production and Transportation
-  Printing Services
-  Aerospace Vehicles and Defense
-  Trailers, Motor Homes, and Appliances
-  Upstream Chemical Products
-  Upstream Metal Manufacturing
-  Video Production and Distribution
-  Vulcanized and Fired Materials
-  Biopharmaceuticals
-  Music and Sound Recording
-  Water Transportation
-  Wood Products
-  Business Services
-  Coal Mining
-  Communications Equipment and Services

-  Nonmetal Mining
-  Insurance Services
-  Metalworking Technology
-  Fishing and Fishing Products
-  Local Utilities
-  Downstream Chemical Products
-  Local Entertainment and Media
-  Local Industrial Products and Services
-  State Government Services
-  Downstream Metal Products
-  Education and Knowledge Creation
-  Electric Power Generation and Transmission
-  Environmental Services
-  Financial Services
-  Footwear
-  Metal Mining
-  Forestry
-  Furniture
-  Hospitality and Tourism
-  Information Technology and Analytical Instruments
-  Jewelry and Precious Metals
-  Leather and Related Products
-  Lighting and Electrical Equipment
-  Livestock Processing
-  Marketing, Design, and Publishing

👕 Apparel

🏥 Medical Devices

🏗️ Construction Products and Services



The clusters in this analysis are defined according to the methodology of Harvard Business School's U.S. Cluster Mapping Project. Cluster icons used with permission of the U.S. Cluster Mapping Project (<http://clustermapping.us>).

Source: U.S. Cluster Mapping (<http://clustermapping.us>), Institute for Strategy and Competitiveness, Harvard Business School. Copyright © 2014 President and Fellows of Harvard College. All rights reserved. Research funded in part by the U.S. Department of Commerce, Economic Development Administration.

Emsi has made modifications to the Harvard clusters in order to integrate our additional data.

Appendix A - Data Sources and Calculations

Input-Output Data

The input-output model in this report is Emsi's gravitational flows multi-regional social account matrix model (MR-SAM). It is based on data from the Census Bureau's Current Population Survey and American Community Survey; as well as the Bureau of Economic Analysis' National Income and Product Accounts, Input-Output Make and Use Tables, and Gross State Product data. In addition, several Emsi in-house data sets are used, as well as data from Oak Ridge National Labs on the cost of transportation between counties.

Industry Data

Emsi industry data have various sources depending on the class of worker. (1) For QCEW Employees, Emsi primarily uses the QCEW (Quarterly Census of Employment and Wages), with supplemental estimates from County Business Patterns. (2) Non-QCEW employees data are based on a number of sources including QCEW, Current Employment Statistics, County Business Patterns, BEA State and Local Personal Income reports, the National Industry-Occupation Employment Matrix (NIOEM), the American Community Survey, and Railroad Retirement Board statistics. (3) Self-Employed and Extended Proprietor classes of worker data are primarily based on the American Community Survey, Nonemployer Statistics, and BEA State and Local Personal Income Reports. Projections for QCEW and Non-QCEW Employees are informed by NIOEM and long-term industry projections published by individual states.

Location Quotient

Location quotient (LQ) is a way of quantifying how concentrated a particular industry, cluster, occupation, or demographic group is in a region as compared to the nation. It can reveal what makes a particular region unique in comparison to the national average.

Shift Share

Shift share is a standard regional analysis method that attempts to determine how much of regional job growth can be attributed to national trends and how much is due to unique regional factors.

State Data Sources

This report uses state data from the following agencies: Illinois Department of Employment Security, Employment Projections